

Case Study
Lucy's hup! story

Lucy bought the house as a complete renovation project, working through every room to transform it into a contemporary home.

A key part of the renovation was the addition of an extension to create a modern open-plan kitchen/diner. As they neared the time for their extension plans to become a reality, Lucy knew hup! was the perfect choice for her project.

Lucy was keen that the extension should be in keeping with the 1930's property and chose a simple lean-to style topped off with a hup! tiled roof with full-length glazed panels. The old kitchen and dining room were knocked together and with the hup! extension, this created a large open plan room.

4
Days to Build

1.3m²
floor space gained



The better way to build

There are many reasons why hup! is the better way to build. Forget horror stories of lengthy builds, mess and disruption to your home, and budgets spiralling out of control – with hup! all of these are eliminated.

Design flexibility

- Vaulted, sloped or flat ceilings
- Four Ultraframe Roof Systems
- Any wall finish including brick, render or cedar
- Windows and doors anywhere, any style, any shape
- Unrivalled choice of rooflights



Fast

- Save weeks or months off build times
- Rapid connection technology
- Build in any weather
- Less mess and disruption



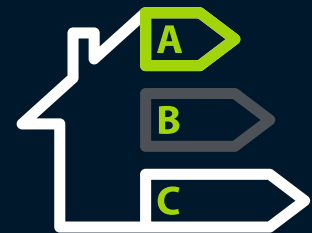
Hassle-free

- Fully project managed for you
- No need for an architect
- No need for independent structural calculations
- Reliable timelines
- Cost certainty and clear pricing



Energy efficient

- Keep energy bills low
- Lower emissions
- Zero waste production methods
- Increased comfort indoors



High quality

- Designed with advanced manufacturing software
- Built by a trained and experienced hup! build team
- Made to measure components for a perfect build, every time




Sustainable

- 60% more carbon efficient to manufacture vs brick
- Zero waste in production and on site
- Re-use basework
- ISO 140001 Environmental Management Accredited
- Lower ongoing energy usage - less emissions



Welcome to the
future of home
extensions



hup!
The better way to build

Welcome to the future of home extensions

hup! is the revolutionary new way to extend your home and create beautiful, bright living spaces quickly, with minimal disruption to your home and family.

A building revolution, hup! uses highly energy efficient Ultrapanel in place of traditional brick walls and timber roofs. These groundbreaking panels make hup! extensions five times more energy efficient than the average UK home so that even with plenty of glass, your hup! will be every bit as warm as the rest of your home. This advanced technology also means that hup! extensions can be built five times faster than a brick extension.

Proudly British, hup! extensions are manufactured off-site in our state-of-the art factory. Work which would usually take several months with a traditionally built extension has already been done when your hup! arrives at your home. Your skilled hup! builder will then build your new extension – usually in a matter of days.

hup!
The better way to build

hup! technology explained

hup! extension use advanced Ultrapanel technology.

Patented Ultrapanel Technology

This groundbreaking technology combines the best of both timber and steel framing building technology with exceptional insulation properties. With U-Values of between 0.12 and 0.17 that significantly exceed Building Regulation requirements, a hup! extension is five times more energy efficient than the average UK home.

Super-Strong I-Beam Structure

hup! wall panels significantly outperform traditional building methods in terms of strength. This is thanks to the collective force of the panels which rapidly clip together to form a super-strong i-beam structure throughout your hup!.

Rapid Connection Details

hup!'s millimetre precision engineering and patented wall and roof connections will ensure a perfect build with no cold spots. The rapid clip-fit nature of these clever connections across the roof and walls mean that a hup! extension is built five times faster than a traditional build.


Create your perfect hup! – from the ground up

There are many other options to choose from to create your perfect hup!

hup! walls are much lighter than a traditional wall, you have complete flexibility to place walls wherever you need them and still use the existing base. What once was a window can now become a wall for kitchen cabinets or a large TV – the only limit is your imagination.

Create the look you want with a choice of four different roofs – vaulted glass ceilings, tiled roof or hybrid roofs with full length glazed panels, flat roof extensions with lanterns or skylights – the possibilities are huge and your hup! builder will be happy to chat with you about which styles will work best to help you achieve your hup! vision.

It's important that your hup! looks just as fantastic from the outside as it does from the inside so hup! walls can be finished externally in the finish of your choice, including render, brick, timber, and more.



hup! footprint

Choose the shape and size of your extension. Go as big as you can afford to maximise space, however be careful to ensure the remaining garden is large enough to enjoy.



two windows & doors

Select the windows and doors for your design. Think carefully about where you may want to have key items such as kitchen units, tv's, fireplaces, or furniture. Be sure to frame any stunning views with picture windows or large expanses of doors.



three roof

Choose from dramatic high pitched ceilings, or the understated look of flat or lean-to designs. Three times more natural light comes in through the roof than windows so carefully consider where to place your rooflights.



four wall finish

Wall finishes are a fantastic way to personalise your hup!. For a more traditional build look, choose a brick finish, or for a more contemporary finish choose timber or render.



Recommended by Laura Jane Clark

"For homeowners, hup! is completely game changing. People often ask how they can add an extension or rebuild their unusable conservatory in the most efficient way possible - hup! is definitely the answer."

L Clark

Laura Jane Clark
Leading architect & star of
BBC's Your Home Made Perfect

hup!
The better way to build